

PRODUCT INFORMATION PACKET

Model No: 5KC37RN35
Catalog No: CG260
1/2, 1800, TEFC, 48, 1/60/115/230
Totally Enclosed Fan Cooled (TEFC)



Regal and Marathon are trademarks of Regal Beloit Corporation or one of its affiliated companies.
©2018 Regal Beloit Corporation, All Rights Reserved. MC017097E



Nameplate Specifications

| | | | |
|------------------------|-------------------|----------------------------|------------------------------------|
| Output HP | 0.50 Hp | Output KW | 0.37 kW |
| Frequency | 60 Hz | Voltage | 115/230 V |
| Current | 8.8,4.4 A | Speed | 1725 rpm |
| Service Factor | 1 | Phase | 1 |
| Efficiency | 65.5 % | Duty | Continuous |
| Insulation Class | B | KVA Code | N |
| Frame | 48 | Enclosure | Totally Enclosed Fan Cooled |
| Overload Protector | N/R | Ambient Temperature | 40 °C |
| Drive End Bearing Size | 6203 | Opp Drive End Bearing Size | 6203 |
| UL | Recognized | CSA | Yes |
| CE | N | | |

Technical Specifications

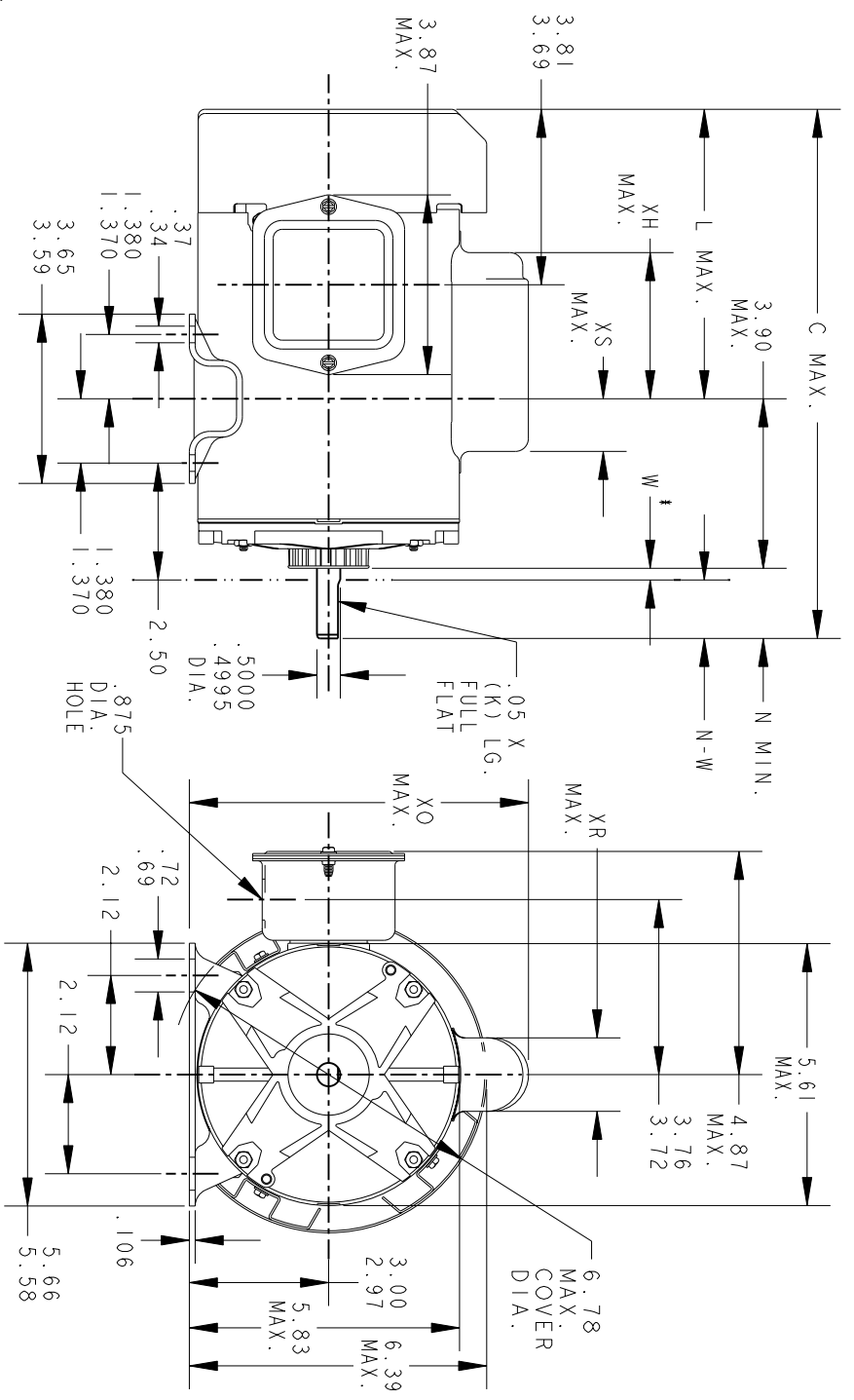
| | | | |
|-------------------|------------------------------|-----------------------|-----------------------------------|
| Electrical Type | Capacitor start(CSIR) | Starting Method | SM |
| Poles | 4 | Rotation | Counterclockwise/Clockwise |
| Mounting | Rigid base | Motor Orientation | Any |
| Drive End Bearing | BALL | Opp Drive End Bearing | BALL |
| Frame Material | Rolled Steel | Overall Length | 11.38 in |
| Frame Length | 6.62 in | Shaft Diameter | 0.500 in |
| Shaft Extension | 1.5 in | | |
| Outline Drawing | 52A102057P5 | Connection Diagram | 52A105381BA |

This is an uncontrolled document once printed or downloaded and is subject to change without notice. Date Created: 07/02/2018

THIRD ANGLE PROJECTION



| REV. | DESCRIPTION | DATE | APPROVED |
|------|---------------------------------|----------|-----------|
| 7 | ADDED PARTS #10 & #11. | 11/04/99 | M.D. PAPE |
| 8 | CHG TO RBC FORMAT PER IS05-1777 | 12/22/05 | DURGA |



W IS A CLEARANCE DUE TO VARIATION IN PARTS AND ASSEMBLY

| P | TYPE | GE SIZE | NEMA FR | C | K | L | N | N-W | XH | XO | XR | XS | SHELL LGTH |
|----|------|---------|---------|-------|------|------|------|-----------|------|------|------|------|------------|
| 11 | KC | 36 | 48Z | 11.23 | 0.50 | 5.60 | 1.75 | 1.88/1.66 | 3.02 | 7.31 | 1.60 | 2.35 | |
| 10 | KC | 37 | 48Z | 11.63 | 0.50 | 6.00 | 1.75 | 1.88/1.66 | 3.42 | 7.31 | 1.60 | 2.35 | |
| 9 | KC | 32 | 48 | 10.00 | 1.16 | 4.66 | 1.50 | 1.63/1.41 | 2.26 | 7.31 | 1.60 | 2.14 | |
| 8 | KC | 35 | 48 | 10.55 | 1.16 | 5.17 | 1.50 | 1.63/1.41 | 2.59 | 7.93 | 2.22 | 1.97 | |
| 7 | KC | 33 | 48 | 10.17 | 1.16 | 4.79 | 1.50 | 1.63/1.41 | 2.21 | 7.93 | 2.22 | 2.35 | |
| 6 | KC | 38 | 48 | 11.98 | 1.16 | 6.60 | 1.50 | 1.63/1.41 | 4.02 | 7.31 | 1.60 | 1.75 | |
| 5 | KC | 37 | 48 | 11.38 | 1.16 | 6.00 | 1.50 | 1.63/1.41 | 3.42 | 7.31 | 1.60 | 2.35 | |
| 4 | KC | 36 | 48 | 10.98 | 1.16 | 5.60 | 1.50 | 1.63/1.41 | 3.02 | 7.31 | 1.60 | 2.35 | |
| 3 | KC | 35 | 48 | 10.55 | 1.16 | 5.17 | 1.50 | 1.63/1.41 | 2.59 | 7.31 | 1.60 | 1.97 | |
| 2 | KC | 33 | 48 | 10.17 | 1.16 | 4.79 | 1.50 | 1.63/1.41 | 2.21 | 7.31 | 1.60 | 2.35 | |
| 1 | KC | 32 | 48 | 9.92 | 1.16 | 4.54 | 1.50 | 1.63/1.41 | 2.16 | 7.31 | 1.60 | 2.43 | |

| SIGNATURES | | DATE |
|--------------------------|------------------------|------------|
| MODEL | | |
| DETAIL | FPK | 12/20/76 |
| CHECKED | | |
| ENGRG | | |
| MFG | | |
| APPLIED PRACTICES | QUALITY | |
| DIMENSIONS ARE IN INCHES | ISSUED | BLJ 2/6/91 |
| MATERIAL | SOLID MODEL: 52A102057 | |

REGAL-BELOIT CORPORATION

OUTLINE

GENERAL PURPOSE MOTOR -FORM N -TOTALLY ENCL. OUTBOARD FAN - WELDED BASE - BALL BEARING

SCALE: 1.000 REF. No.: .

SIZE DRAWING A

52A102057

REV 8

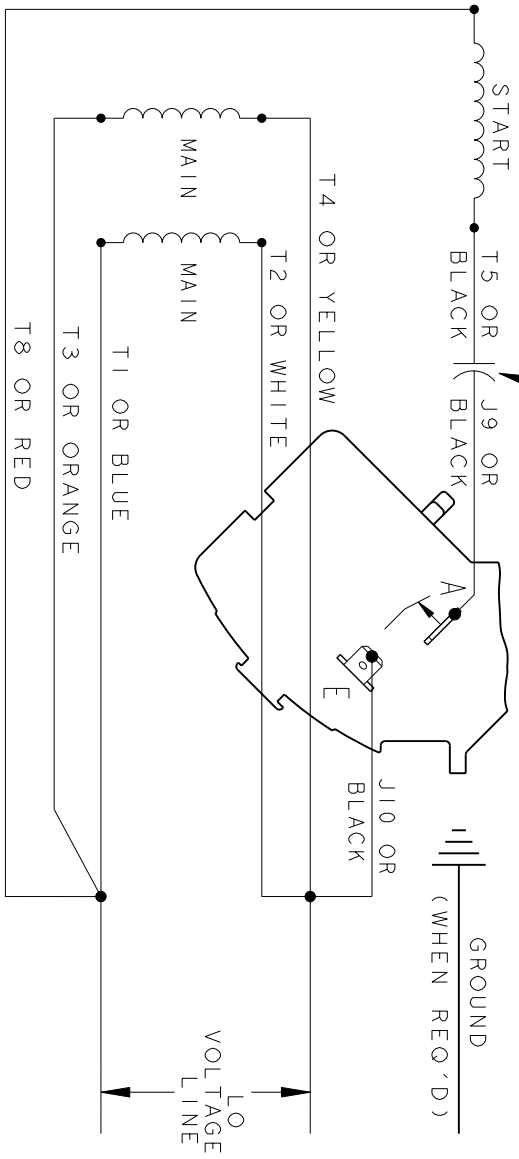
SHEET 1 of 1



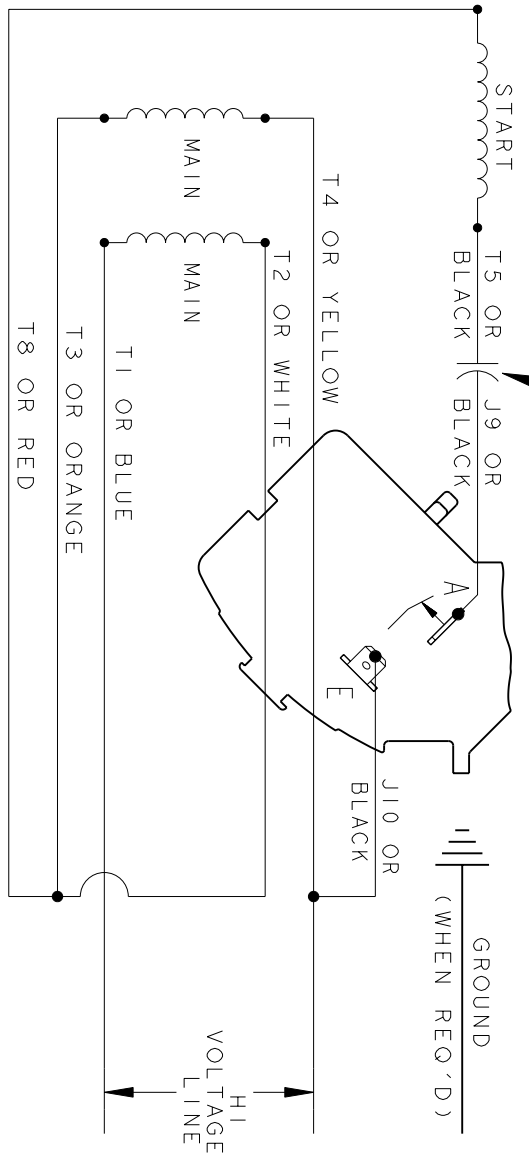
| REV. | DESCRIPTION | DATE | APPROVED |
|------|----------------|----------|----------|
| 3 | UPDATED FORMAT | 01/04/06 | MAM |

CCW/CW ROTATION - DUAL VOLTAGE
TYPE KC OR KH

CAPACITOR AS SHOWN FOR KC MOTORS ONLY. LEAD T5 BLACK CONNECTED DIRECTLY TO TERMINAL BOARD FOR KH MOTORS.



CAPACITOR AS SHOWN FOR KC MOTORS ONLY. LEAD T5 BLACK CONNECTED DIRECTLY TO TERMINAL BOARD FOR KH MOTORS.



NOTE#1 - TO REVERSE ROTATION, INTERCHANGE T8 RED AND J10 BLACK LEADS.
NOTE#2 - WHEN MORE THAN ONE CAPACITOR IS USED, CONNECT IN PARALLEL.

SWITCH (H) - 115D958AA

REF. DIAG. - 113A326 CONNECTION LABEL - 52X332917

| | | | |
|--------------------------|--------------------------|----------|--|
| SIGNATURES | | DATE | |
| MODEL | M.D. PAPER | 06/29/87 | |
| DETAIL | | | |
| CHECKED | | | |
| ENGRG | | | |
| MFG | | | |
| QUALITY | | | |
| ISSUED | M.D.P. | 06/29/87 | |
| APPLIED PRACTICES | | | |
| DIMENSIONS ARE IN INCHES | | | |
| MATERIAL | SOLID MODEL: 52A105381BA | | |

| | | | |
|-------------------------------|--|------------------------|--|
| TITLE | | SCALE: 1.000 REF. No.: | |
| REGAL-BELOIT CORPORATION | | | |
| CONNECTION DIAGRAM | | | |
| FME: 30 FRAME SWITCH REDESIGN | | REV 3 | |
| SIZE DRAWING A | | SHEET 1 of 1 | |